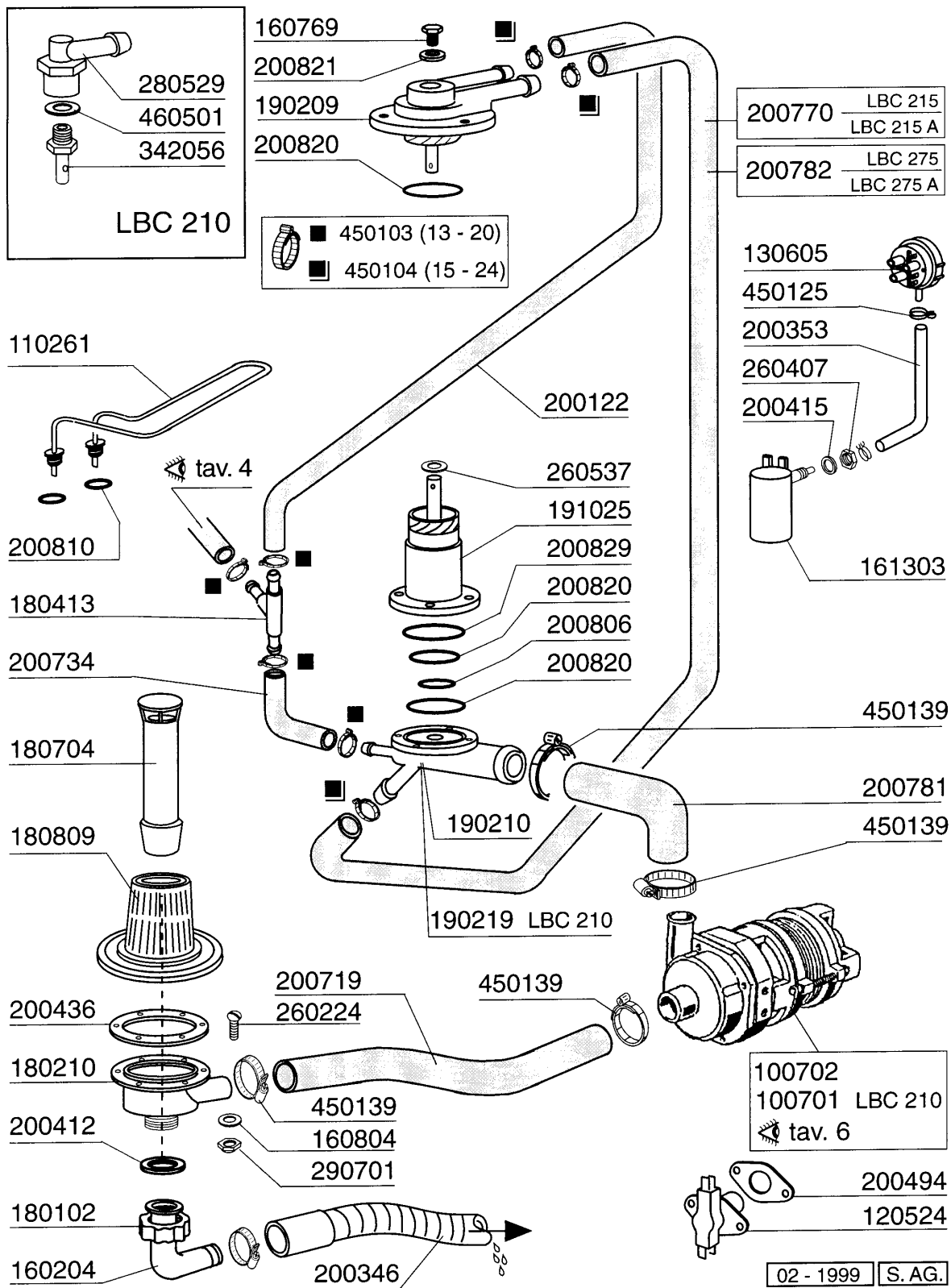


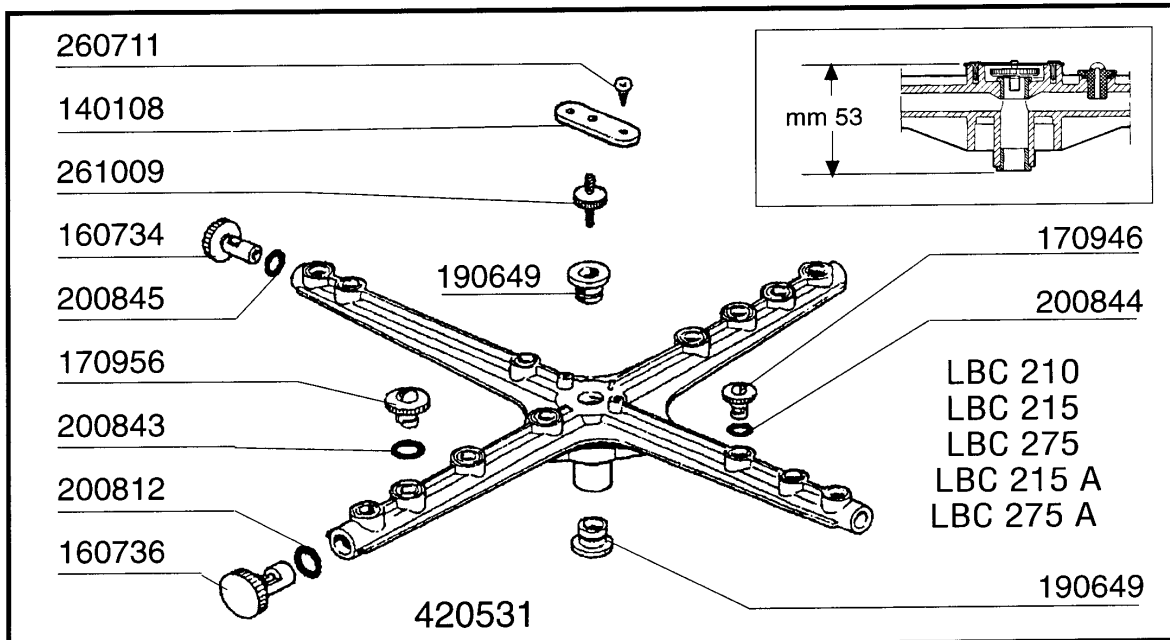

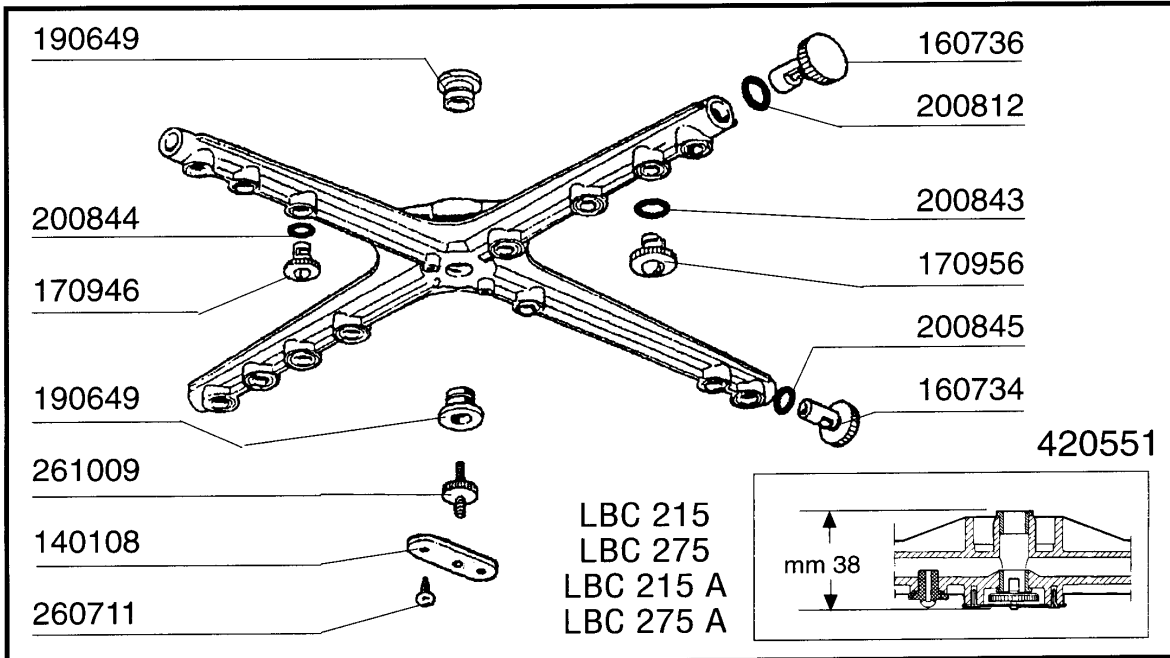
2 - Hood

CODE	DESCRIPTION
120323	MICRO SWITCH WITH LEVER
150828	CABLE HOLDER PA/107
160755	PLUG FOR MACHINES WITHOUT SOFT
160803	GASKET D.5
161101	BACK PANEL B18T-B19T
161104	BACK PANEL B25-11-12-18‡
170812	GREY DOOR HANDLE
180506	DOOR CATCH BR-BC-FC
200215	DOOR GASKET FOR CA-CH GLASSWAS
200433	SPONGY RUBBER RECT. 6X2,5 ADHE
200489	GASKET 81X68X3
210204	FOOT FOR B20-10-11-12-15 ‡
260105	SCREW TE 6X20
260126	SCREW TE 5X12
260223	M5X12 MSH/HD SCREW SPECIAL S/S
260238	M4 X 10 MUSH/HD SCREW
310212	BLIND NUT M6 BLACK NYLON
320392	TOP PANEL "B" LAV-LINE
322183	RIGHT GUIDE FOR GLASSWASHER
322184	LEFT GUIDE FOR GLASSWASHER
322185	RIGHT GUIDE LBC215
322186	LEFT GUIDE LBC215
322187	RIGTH GUIDE LBC275
322188	LEFT GUIDE LBC275
322331	TOP PANEL LBC210
322929	DOOR CH-CA 24
322930	DOOR CH/CA26
322937	DOOR BACK PANEL CH-CA22/CH-CA2
322938	DOOR BACK PANEL CH-CA26
330820	BUSH DOOR SWITCH F2-20-45-5
331449	MICRO SWITCH BRACKET BT
341475	HOOD CA24
341476	HOOD CA26
341927	DOOR PIN
342219	HOOD LBC210
351278	LOWER FRONT PANEL CA-CH
381002	PIN F.DOOR MICRO F2-20-45-55
390145	PANEL FOR "B" COLBERT



3 - Wash

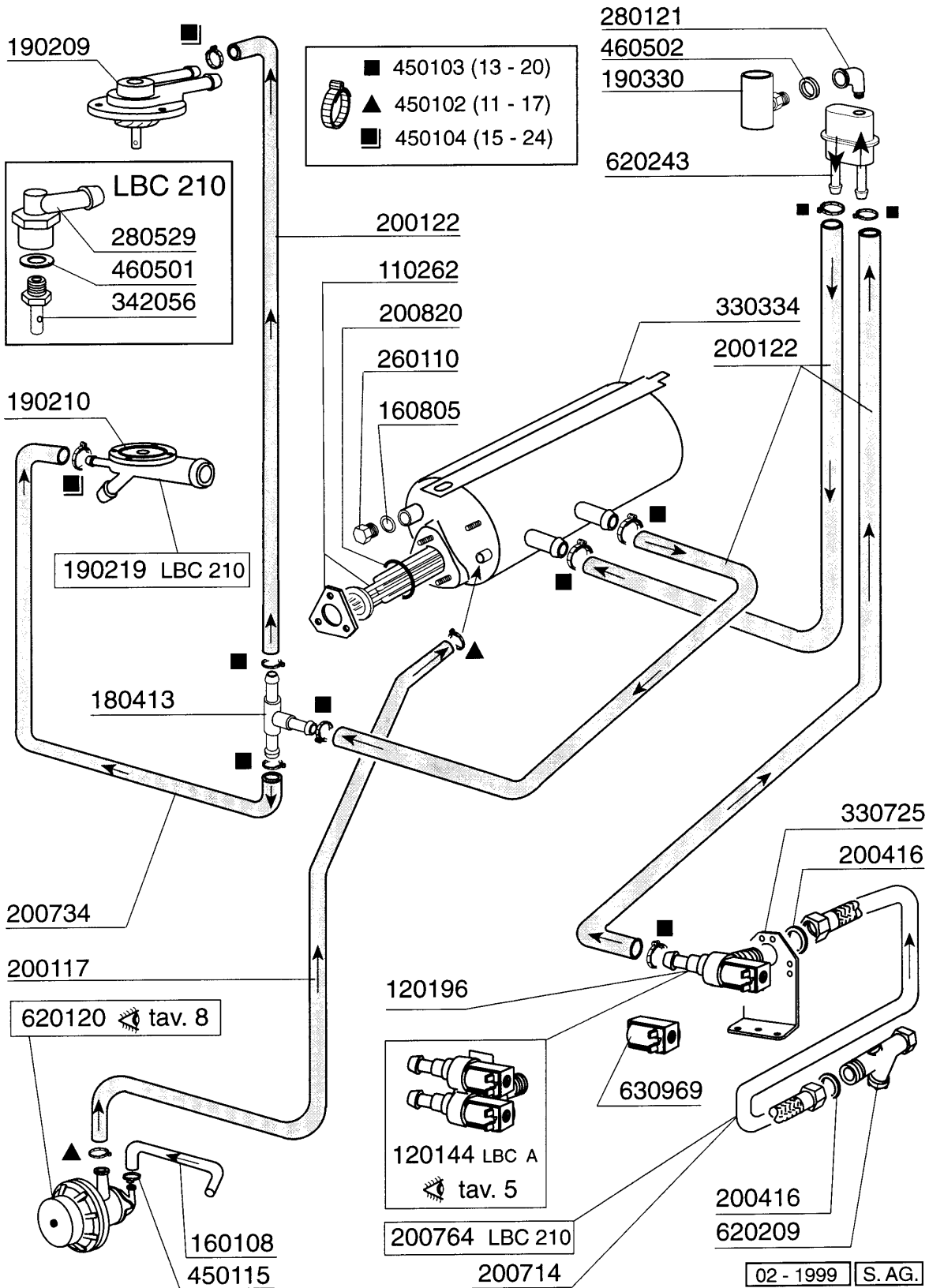
CODE	DESCRIPTION
100701	PUMP HP 0,2 220/240V-50-2228
100702	PUMP HP 0,3 220/240-50-2229
110261	TANK ELEMENT 1500W -230V
120524	TANKTHERMOSTAT GLASSWASHER
130605	PRESSURE SWITCH 50-30 1 LEVEL
160204	ELBOW F. DRAIN - GLASS WASHER
160769	PLUG F.UPPER WASH ARM SUPPORT
160804	GASKET D.6
161303	AIR TRAP GLASSWASHER
180102	DRAIN PIPE NUT 1"1/2 F45-55
180210	PUMP INLET B20-23-10-11-12
180413	TEE NIPPLE D.11,5 - RINSE ASSE
180704	OVERFLOW PIPE B23-10-11-12/160
180809	STRAINER B23-27-10-12
190209	UPPER WASH/RINSE ARM SUPPORT "
190210	BOTTOM TEE WASH/RINSE BC-FC43
190219	BOTTOM TEE RINSE LBC 210
191025	LOWER WASH ARM SUPP.B-F
200122	HOSE 11X19
200346	DRAIN HOSE GLASSWASHER
200353	PRESS.SWITCH HOSE B23-10-1-2-C
200412	GASKET DRAIN 11/2" 45X33X3
200415	AIR TRAP GASKET -F2 18,5X10X3
200436	GASKET PUMP SUCTION B23-27
200494	GASKET FOR TANKTHERMOSTAT BT
200719	INLET HOSE B23-10-1-2
200734	HOSE FOR RINSE
200770	UPPER/LOWER WASH HOSE B18TM-B1
200781	OUTLET HOSE CA-CH
200782	UPPER/LOWER WASH HOSE CA-CH26
200806	O-RING 2,62X13,10X18,34
200810	O-RING 2,62X9,92X15,6 F.GLASSW
200820	O-RING151 46,99X5,33X57,6
200821	O-RING 2,62X20,63
200829	O-RING 81,92X92,58X5,33
260224	TB-SCREW 6X15 B23-10-11-12
260407	STAINLESS STEEL NUTS D10 UNI 5
260537	STAINL.STEEL FLAT WASHER D13X2
280529	NIPPLE 90Ø FOR RINSE LBC210
290701	HEXAGON BLIND NUTS GM H12
342056	SPINDLE FOR LBC210 RINSE ARM
450103	CLAMP FE ZN. 13-20 H=9
450104	CLAMP FE ZN H=12,5 15-24
450125	ELASTIC CLAMP D. 10,4X9,8
450139	CLAMP 26-38 H=9
460501	GASKET 24X17X2



4 - Wash arm

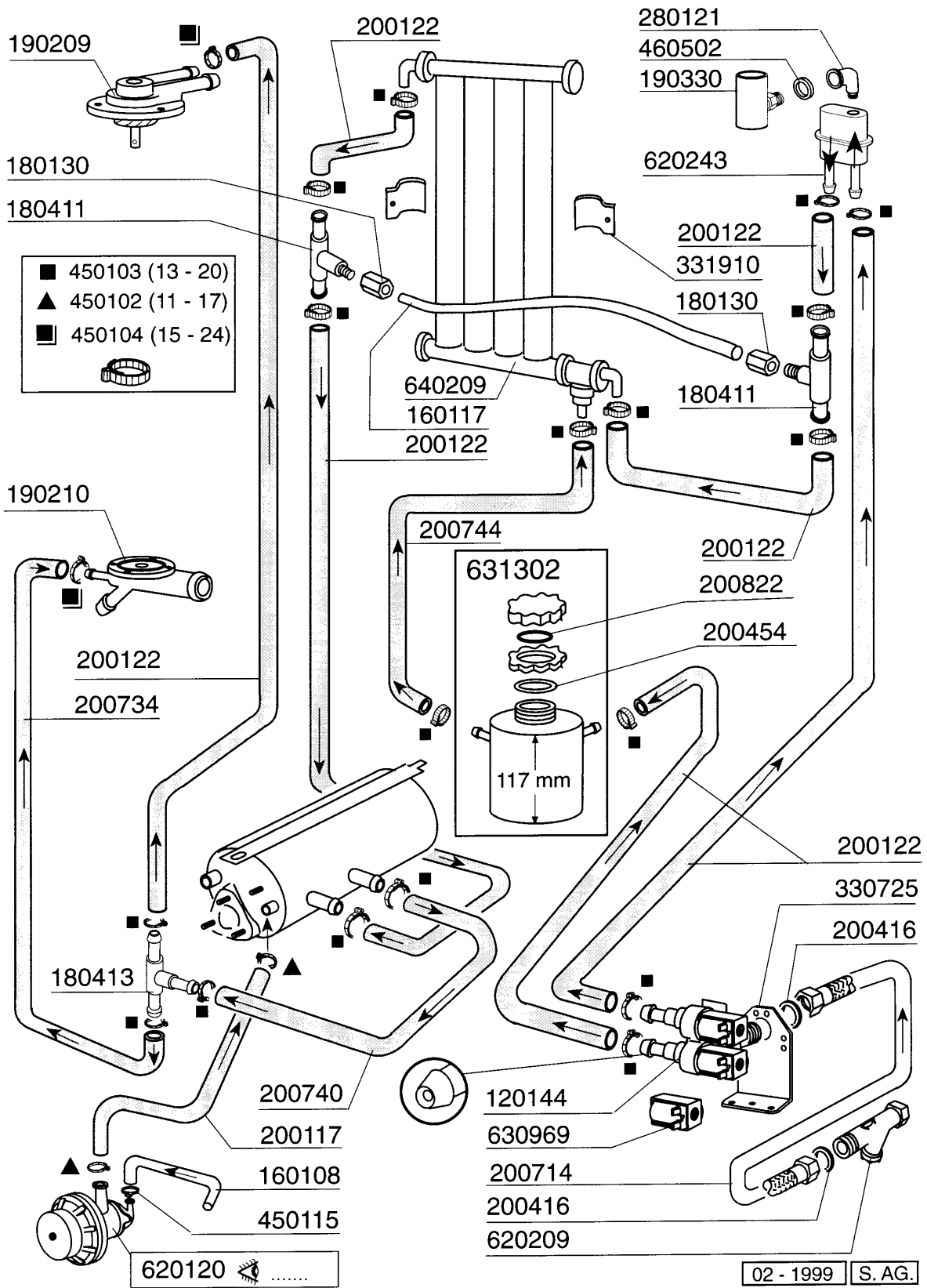
CODE	DESCRIPTION
140108	PLATE FOR WASH ARM
160734	END PLUGS RINSE ARM
160736	WASH ARM PLUG F45
170946	RINSE JET/RINSE ARM B-F
170956	WASH JET/WASH ARM B-F20
190649	BUSH WASH ARM GLASSWASHERS
200812	O-RING 1,78X17,17X20,73
200843	O RING 2X13X17
200844	O RING 2X9,5X13,5
200845	O RING 109 2,62X9,13X14,37
260711	SCREW 4,2X13 A2 DIN7972
261009	RETAIN.SCREW FOR WASH-RINSE AR
420531	PLASTIC WASH-RINSE ARM F20-B
420551	UPPER WASH ARM GLASSWASHERS
430326	UPPER RINSE ARM LBC210

5 - Rinse assembly



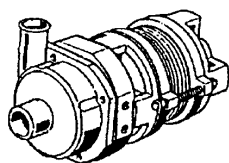
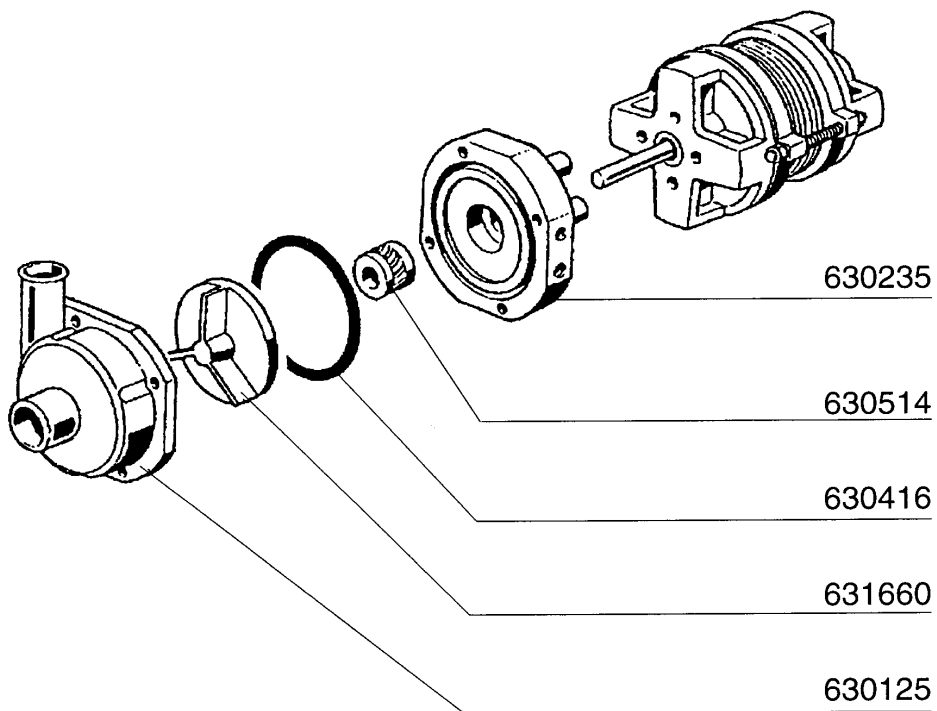
5 - Rinse assembly

CODE	DESCRIPTION
110262	HEAT.ELEMENT 2500W-230V
120144	SOLENOID VALVE FCA 20 LT TYPE
120196	ONE-WAY SOLENOID VALVE 220V
160108	INJECT.INLET HOSE D.8X5
160805	GASKET D.8
180413	TEE NIPPLE D.11,5 - RINSE ASSE
190209	UPPER WASH/RINSE ARM SUPPORT "
190210	BOTTOM TEE WASH/RINSE BC-FC43
190219	BOTTOM TEE RINSE LBC 210
190330	TEE FOR VAACUM BREAKER
200117	RUBBER HOSE 7X16
200122	HOSE 11X19
200416	GASKET D. 3/4"
200714	GLASSWASHER INLET HOSE
200734	HOSE FOR RINSE
200764	GLASSWASHERS DRAIN HOSE
200820	O-RING151 46,99X5,33X57,6
260110	SCREW TE 8X10
280121	ELL FOR VAACUM BREAKER
280529	NIPPLE 90Ø FOR RINSE LBC210
330334	BOILER GLASSWASHER B10-B19T
330725	STANDARD BRACKET F.SOLEN.VALV
342056	SPINDLE FOR LBC210 RINSE ARM
450102	CLAMP FE ZN 11-17 H=9
450103	CLAMP FE ZN. 13-20 H=9
450104	CLAMP FE ZN H=12,5 15-24
450115	ELASTIC CLAMP D.8,3/7,8
460501	GASKET 24X17X2
460502	GASKET 30X21X2
620120	RINSE AID INJECTOR
620209	INLET WATER FILTER
620243	VACUUM BREAKER (WITHOUT KIT)
630969	COIL S4216 220/50HZ

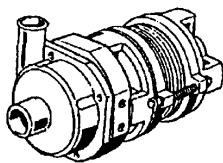


6 - Water softener

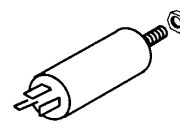
CODE	DESCRIPTION
120144	SOLENOID VALVE FCA 20 LT TYPE
160108	INJECT.INLET HOSE D.8X5
160117	HOSE 6,3X1,1 WITHE
180130	CONNECTION NUT FOR BY PASS (1/
180411	TEE-NIPPLE FOR BY PASS "BTM"
180413	TEE NIPPLE D.11,5 - RINSE ASSE
190209	UPPER WASH/RINSE ARM SUPPORT "
190210	BOTTOM TEE WASH/RINSE BC-FC43
190330	TEE FOR VAACUM BREAKER
200117	RUBBER HOSE 7X16
200122	HOSE 11X19
200416	GASKET D. 3/4"
200454	GASKET F. SALT CONT.
200714	GLASSWASHER INLET HOSE
200734	HOSE FOR RINSE
200740	RINSE CONNECTING HOSE B12 ‡
200744	HOSE FOR WATER SOFTENER B12‡
200822	PLUG GASKET OF SALT CONTAINER
280121	ELL FOR VAACUM BREAKER
330725	STANDARD BRACKET F.SOLEN.VALV
331910	BRACKET F.WATER SOFTENER FC
450102	CLAMP FE ZN 11-17 H=9
450103	CLAMP FE ZN. 13-20 H=9
450104	CLAMP FE ZN H=12,5 15-24
450115	ELASTIC CLAMP D.8,3/7,8
460502	GASKET 30X21X2
620120	RINSE AID INJECTOR
620209	INLET WATER FILTER
620243	VACUUM BREAKER (WITHOUT KIT)
630969	COIL S4216 220/50HZ
631302	SALT CONTAINER
640209	WATER SOFTENER (4 COLUMNS)



100702
220/240 V
50 Hz HP 0,3
Kw 0,22



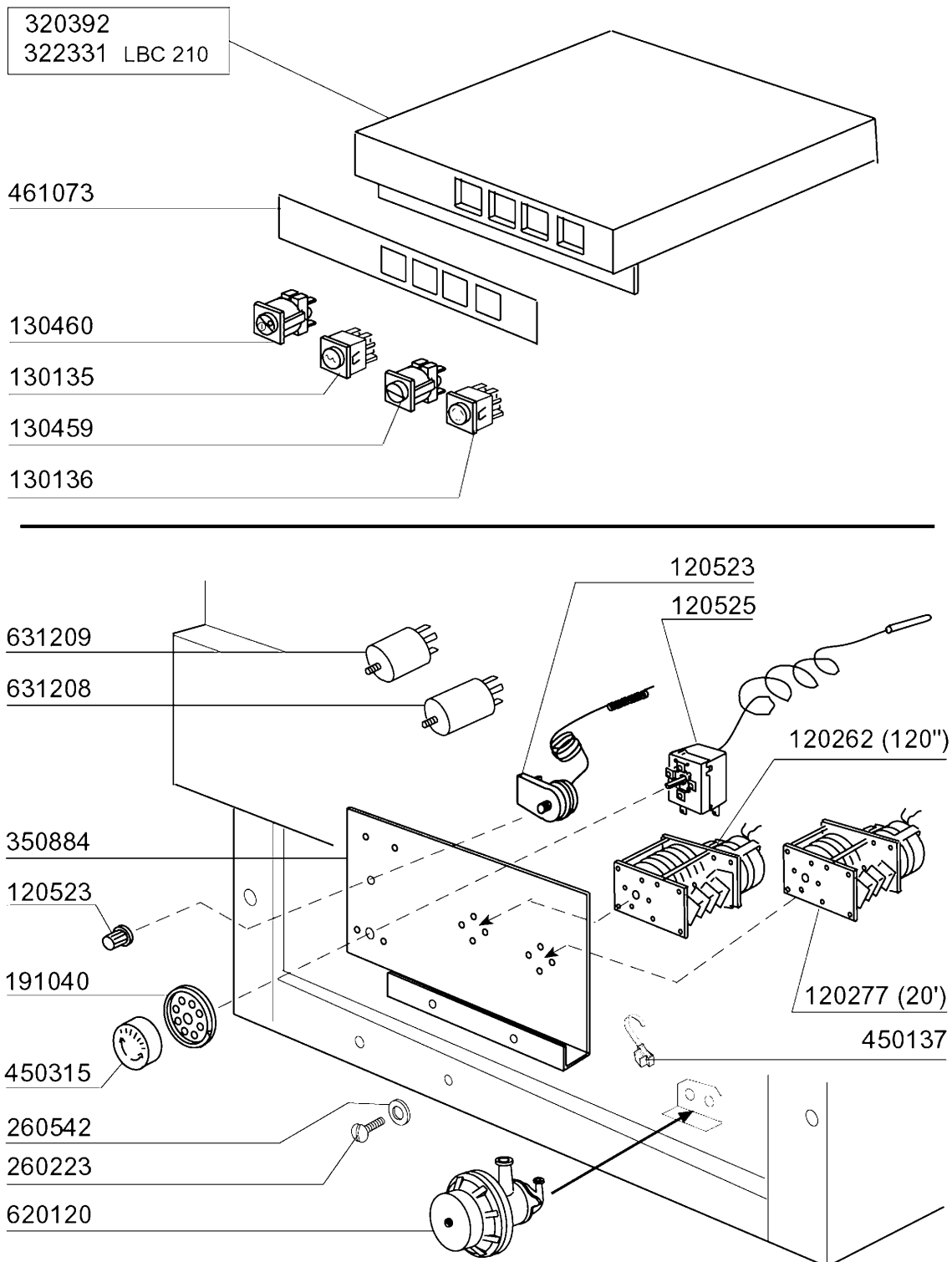
100701
220/240 V
50 Hz HP 0,2
Kw 0,15



631208
(5 μ F)

7 - Wash pump

CODE	DESCRIPTION
100701	PUMP HP 0,2 220/240V-50-2228
100702	PUMP HP 0,3 220/240-50-2229
630125	VOLUTE 0,12/0,3(2212-29)
630235	PUMP COVER 0,12/0,3 2212-19
630416	OR FOR VOLUTE 0,12/0,3
630514	PUMP SEAL FIR4208
631208	CONDENSER 5MF.450V
631660	IMPELLER F.2229 HP 0,3-50 HZ



02 - 2001 S. AG.

8 - Control box

CODE	DESCRIPTION
120262	TIMER IMP. 4 CAMS 120"
120277	REGENERATION TIMER 3 CAMS 20"
120523	SAFETY THERMOSTAT 110Ø
120525	BOOSTER THERMOSTAT 2 TEMPERAT.
130135	PILOT LAMP: MACHINE READY B10>
130136	PILOT LAMP WORKING MACHINE
130459	CYCLE PUSH BUTTON GLASSW.LAV-L
130460	SWITCH FOR LAV-LINE GLASSWASHE
191040	FRAME F.THERMOSTAT KNOB
260223	M5X12 MSH/HD SCREW SPECIAL S/S
260542	WASHER D.5
320392	TOP PANEL "B" LAV-LINE
322331	TOP PANEL LBC210
350884	PANEL SUPPORT CA-CH
450137	COLLAR CONNECTION WITH BASE 31
450315	KNOB F. THERMOSTAT 90Ø
461073	PLATE LBC/LBR
620120	RINSE AID INJECTOR
631208	CONDENSER 5MF.450V
631209	ANTI-NOISE FILTER



9 - Rinse aid injector

CODE	DESCRIPTION
160714	PLUG FOR RINSE AID INJECTOR MO
170701	LOCK NUT 1/2" F.INJECTOR
180306	NIPPLE F.RINSE AID INJECTOR
190107	COVER FOR RINSE AID DISPENSER
190108	VOLUTE FOR RINSE AID DISPENSER
190803	GASKET SUPPORT RING F.INJECT
191018	FILTER SUPPORT RINSE AID INJEC
200444	SUCTION VALVE RINSE INJECTOR
200816	O-RING 2,5X59,2X64,2 RINSE INJ
200825	O-RING 3X5X11 RINSE INJECTOR
200861	O-RING 14X18X2
260142	SCREW TE 4X16
260213	SCREW TCP 5X25
260402	STAINLESS STEEL NUT D4 UNI 55
260404	STAINLESS STEEL NUTS D6 UNI 55
260512	ST/ST GROWER WASHER D6
330543	FILTER RINSE AID INJECTOR D.17
340483	PISTON FOR RINSE AID DISPENSER
381105	DIAPHRAGME DISC
440405	GASKET FOR RINSE AID INJ.
450214	SPRING RINSE AID INJECTOR
620120	RINSE AID INJECTOR
630614	DIAPHRAGM RINSE INJECTOR